



**GLASS**  
Anti-reflective coating, low iron content, high solar transmittance



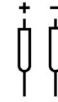

**CELLS**  
High efficiency, top quality, cell thickness 200±20µm



**BUSBAR**  
Finnish quality, over 80% copper content, softer material to reduce cell breakage



**FRAME**  
Min. 40mm aluminium frames with 15µm anodized film, assembled with 2-component glue




**CONNECTORS**  
Standard MC4-connectors, Class II, IP 67



**BACKSHEET**  
Safe and reliable 3-layer sheet, 1000 and 1500V electric insulation



**ENCAPSULANT**  
Designed to optimize module durability & performance, PID resistant

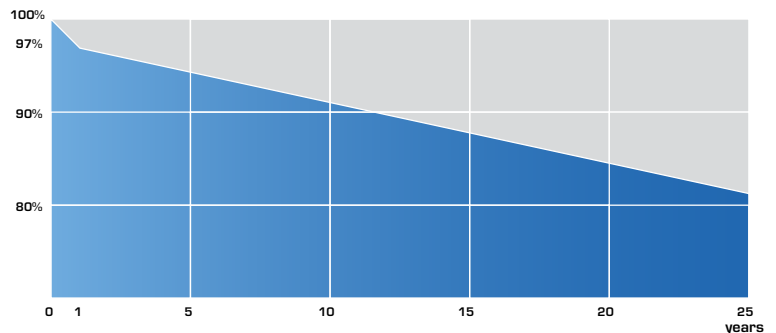


**JUNCTION BOX**  
3 diodes, snap-on cover, Class II, 1000 and 1500V electric insulation, IP 67

## LINEAR WARRANTY

To ensure the quality of SALO® - Solar Panels, we give all our modules a linear warranty as follows:

- No more than 3% peak power degradation in the 1st. year
- No more than 0,72% peak power degradation per year in upcoming 24 years
- Minimum of 80% power output after 25 years
- Free from defects of materials and workmanship for 15 years



SALO® - Solar Panel is a registered trademark of Salo Tech Ltd. SALO® - Solar Panels have been manufactured under the controls established by a Bureau Veritas Certification approved management system that conforms with ISO 9001, 14001, 45001.

Salo Tech Ltd.

VAT: FI26439302

Salorankatu 5-7

24240 Salo  
FINLAND

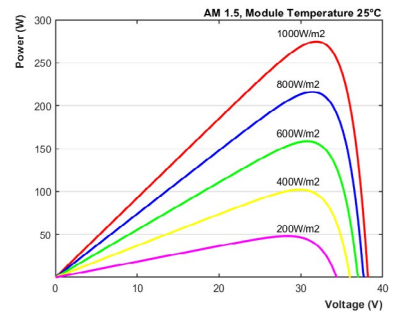
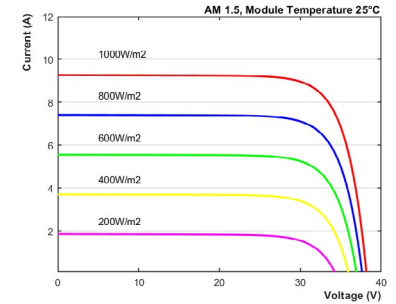
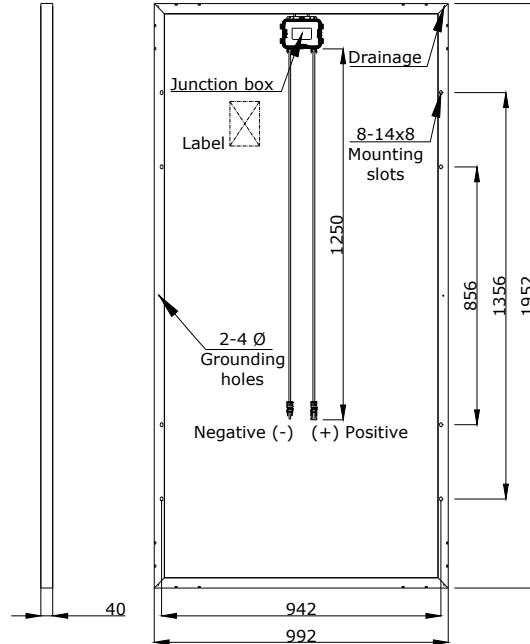

info@solarfinland.fi

+358 2 737 5777

www.solarfinland.fi



# SALO® 325W - 335W POLY



MECHANICAL CHARACTERISTICS	
Length (mm)	1952
Width (mm)	992
Depth (mm)	40
Weight (kg)	21,8
Cable Cross Section Size (mm <sup>2</sup> )	4
No. of Cells and Connections	72 (6 x 12)
No. of Diodes	3
No. of Busbars	5

PACKAGING CONFIGURATION			
Unit	20'GP	40'GP	40'HC
Pieces / Pallet	25	25	25
Pallets / Container	5	11	22
Pieces / Container	125	250	550

Pallet	Dimensions	Weight (Gross)	QTY
BIG	200 x 115 x 117 cm	577 kg	25 pc

SPECIFICATIONS			
	325-P	330-P	335-P
Rated Max Power at STC (W)	325	330	335
Max Power Voltage/V <sub>mp</sub> (V)	37,75	37,80	37,86
Max Power Current/I <sub>mp</sub> (A)	8,609	8,730	8,848
Open Circuit Voltage/V <sub>oc</sub> (V)	45,82	45,87	46,16
Short Circuit Current/I <sub>sc</sub> (A)	9,135	9,278	9,766
Module Efficiency (%)	16,78	17,04	17,30
Max. Systems Voltage	1000VDC		
Temperature Cycling Range	-40°C~85°C		
Max Series Fuse	15 A		
Max Wind Load/Max Snow Load	2400Pa/5400Pa		
Damp Heat Test	85°C and 85% relative humidity for 1000h		
Hot Spot Free	100% EL inspection before and after lamination		
Temperature Coefficient of P <sub>M</sub>	- 0,38 % / °C		
Temperature Coefficient of V <sub>oc</sub>	- 0,36 % / °C		
Temperature Coefficient of I <sub>sc</sub>	+ 0,07 % / °C		
Nominal Operating Cell Temperature	45°C ± 3°C		
Output Tolerance	0~5W		